

# Product data sheet

## K, J AND T-TYPE TEMPERATURE LOGGER WITH LCD

This standalone data logger measures and stores up to 32,510 temperature readings from either a J, K or T type thermocouple. A thermocouple is attached via the thermocouple socket at the base of the unit. The user can easily set up logging rate and start-time, and download the stored data by plugging the data logger into a PC's USB port and running the purpose designed software under Windows 10, 8, 7, 2000, XP and Vista (32-bit). Data can then be graphed, printed and exported to other applications. The high contrast LCD can show several different temperature values. The user can cycle between these using the push button.

The data logger is supplied complete with a long-life lithium battery which will last for approximately 6 months.

### Product features:

- K-type measuring range: -200 to +1350°C (-328 to +2462°F)
- J-type Measuring range: -200 to +1190°C (-328 to +2174°F)
- T-type measuring range: -200 to +390°C (-328 to +734°F)
- High contrast LCD, with four digit temperature display
- USB interface for set-up and data download
- User-programmable alarm thresholds
- Status indication via red and green LEDs
- Immediate, delayed and push-to-start logging
- Supplied with replaceable internal lithium battery, Windows control software and basic K-type thermocouple (measuring range: 0 to 400°C / -32 to +752°F)



	Minimum	Typical	Maximum
Probe measurement range: K-type	-200°C/-328°F	-	+1350°C/+2462°F
Probe measurement range: J-type	-200°C/-328°F	-	+1190°C/+2174°F
Probe measurement range: T-type	-200°C/-328°F	-	+390°C/+734°F
Operating temperature range*	-10°C/+14°F	-	+40°C/+104°F
Internal resolution	-	0.5°C/1°F	-
Accuracy (overall error)	-	+/-1°C/2°F**	-
Logging rate	every 1 second	-	every 12 hours
½ AA 3.6V Lithium battery life	6pc per month (fitted)***		

\* Operating temperature applies to the data logger module only. Please consult the probe manufacturer for operating temperature of thermocouple.

\*\* Quoted accuracy is for the data logger only and excludes the thermocouple probe. Thermocouple error should also be taken into consideration.

\*\*\* Depending on sample rate, ambient temperature and use of alarm LEDs.

# Product data sheet

## Control software

The EasyLog USB control software is supplied free of charge with each data logger. Easy to install and use, the control software runs under Windows 10, 8, 7, 2000, XP and Vista. The software is used to set-up the data logger as well as download, graph and export data to Excel.

The software allows the following parameters to be configured:

- Logger name
- °C or °F
- Logging Rate (1s, 10s, 1m, 5m, 30m, 1hr, 6hr, 12hr)
- High and low alarm levels
- Immediate, delayed and push-to-start logging
- Display off, on for 30 seconds after button press or permanently on
- Data rollover (allows unlimited logging periods by overwriting the oldest data when the memory is full)




See [brannan.co.uk](http://brannan.co.uk) to download latest version of the control software.

## Your thermocouple

The probe supplied with your data logger is a K-type thermocouple designed to measure temperatures from 0 to 400°C (32 to 752°F).

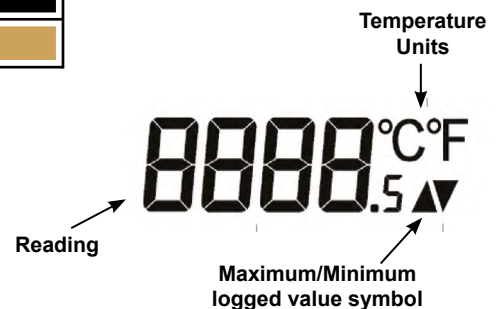
The data logger is designed to work with J, K and T-type thermocouples fitted with a standard mini thermocouple connector; this makes your data logger compatible with a wide range of available thermocouples. Your application will determine which probe is most suitable based on temperature range, accuracy, form and price.



Type	Temperature range °C	Temperature range °F	Connector Coding	
			ANSI	IEC
K	-200 to +1350	-328 to +2462	Yellow	Green
J	-200 to +1190	-328 to +2174	Black	Black
T	-200 to +390	-328 to +734	Blue	Brown

## Display and status function

The data logger features a high contrast LCD and two LEDs. The LCD shows logged temperature values using seven segment numbers along with symbols and can also show information regarding the logging status.



Three different functions are available on the display - most recent logged temperature, maximum logged temperature and minimum logged temperature. The push button is used to cycle through the functions. In addition, logging and alarm status are shown using two high intensity LEDs.

# Product data sheet

## Battery replacement

We recommend that you replace the battery every six months, or prior to logging critical data. This data logger does not lose its stored readings when the battery is discharged or when the battery is replaced, however, the data logging process will be stopped and cannot be re-started until the battery has been replaced and the logged data has been downloaded to a PC. Only use 3.6V 1/2AA lithium battery. Check with your supplier that the battery you are ordering is 'press fit' and is not fitted with solder tags. Before replacing battery, remove the data logger from your PC.

Note: Leaving the data logger plugged into the USB port for longer than necessary will cause some of the battery capacity to be lost.

**WARNING** - Handle lithium batteries carefully, observe warnings on battery casing.  
Dispose of in accordance with local regulations.

## LCD indication

Display Logger	Status	Explanation
d5	Delayed Start	This is shown when the logger is set to start at a specific date and time.*
P5	Push to Start	This is shown when the logger is setup for "Push to start" logging.
log	Logging	This is shown when the logger is running in "LCD off" mode, and the button is pressed. The display clears again after three seconds.
---	Stopped	If the logger has not been set to log and the button is pressed, three dashes are displayed for three seconds.

\* If the logger is set to "LCD off" or "LCD on for 30 seconds" mode, then this will only be shown after the button is pressed. Otherwise the display will remain blank.

## LED flashing modes

This data logger features two LEDs that indicate the logging, battery and alarm status:

- The first LED flashes red to indicate that the data logger is in alarm condition. It will flash when the logged temperature has exceeded a Low or High alarm level.
- The second LED flashes green to indicate that the data logger is not in an alarm condition.

Hold is enable by default, which forces the logger to continue flashing the red LED after an alarm, even when the temperature has returned to normal. This feature ensures that the user is notified that an alarm level has been exceeded, without the need to download the data from the logger.

# Product data sheet


✉ [sales@brannan.co.uk](mailto:sales@brannan.co.uk)

☎ +44 (0)1946 816600

🌐 [brannan.co.uk](http://brannan.co.uk)

Hold can be turned off via the control software. The red LED will then only flash whilst the logger is in an alarm condition. When the temperature returns to normal, the green LED will flash.

Additional LED modes are explained below:

	♂	<b>Green single flash (10 seconds)</b> The data logger is currently logging. No alarm.
	♂	<b>Green single flash (20 seconds)</b> The data logger is currently logging. No alarm. However, the battery is low and should be replaced before logging important data.
	♂	<b>Green single flash (30 seconds)</b> The data logger not is currently logging but is primed to start at a later date and time (delayed start).
	♂	<b>Green double flash (20 seconds)</b> The data logger is full and has stopped logging. No alarm.
	♂	<b>Red single flash (10 seconds)</b> The data logger is currently logging. Low alarm.
	♂	<b>Red single flash (20 seconds)</b> The data logger is currently logging. Low alarm. However, the battery is low and should be replaced before logging important data.
	♂	<b>Red double flash (10 seconds)</b> The data logger is currently logging. High alarm.
	♂	<b>Red double flash (20 seconds)</b> The data logger is currently logging. High alarm. However, the battery is low and should be replaced before logging important data.
	♂ ♂	<b>Red /Green single flash (20 seconds)</b> The data logger is full and has stopped logging. Alarm (high, low or both)
	○	<b>No LED flash</b> The data logger has stopped, the battery is empty or there is no battery fitted.

## Dimensions & weights:

<b>Product dimensions:</b>	Net: 23.9mm x 134.5mm Gross: 100mm x 140mm x 40mm
<b>Product weight:</b>	Net: 69g (incl. battery) Display box & instructions: 36g Gross: 120g (incl 14g plastic tray)
<b>CE/ROHS/WEEE:</b>	Compliant
<b>Hazard information (SDS):</b>	See <a href="http://brannan.co.uk">brannan.co.uk</a> for information

Description	Barcode	Product no
K, J & T-type data logger with LCD	5 011405 387547	38/754/0

View me on the website

